

**For additional help sizing your silicone bracelet,
please see our instructional videos online at:
www.UniversalMedicalData.com/sizingvideos**

A special thanks to those who have supported us this past year!

Please use this **FREE \$5 Gift Card** as a token of our appreciation for the trust and confidence you have honored us with.

We hope you have enjoyed your medical alert identification products as much as we have enjoyed serving you.

Thank you for your support and please help us spread the word about **Universal Medical Data!**

At Checkout Enter Gift Card Code: THANKS

*NOTE: This gift card can be redeemed for all purchases over \$25.00 at www.UniversalMedicalData.com. Simply enter the code word **THANKS** during the checkout process.*



Please contact us for technical assistance.

Universal Medical Data, LLC • www.UniversalMedicalData.com • 1-800-319-0199

Start Here! Sizing Instructions Inside


Sizing Your Elite Medical Bracelet




**INSTRUCTION
VIDEOS ONLINE!**
see back for
details




Sizing Your Elite Medical Bracelet




Step 1
Open clasp by lifting upward on the locking lever and lift to separate the two halves of the clasp. Flip the bracelet upside down.




Step 2
Using a small screwdriver, insert into the rectangular slots on the ends of each half. Pry upwards to release the toothed clamp.



Step 3
Remove the silicone strap by pulling outward.



Step 4
Cut straight across equally from each end to achieve the desired size.



Step 5
Insert the silicone strap into the toothed clamp and press down firmly to secure.



INSTRUCTION VIDEOS ONLINE!
see back for details